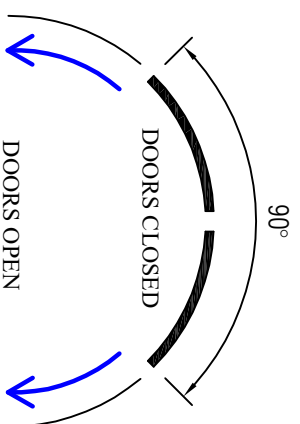
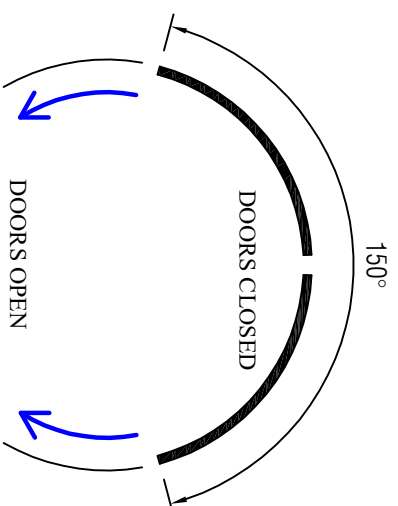


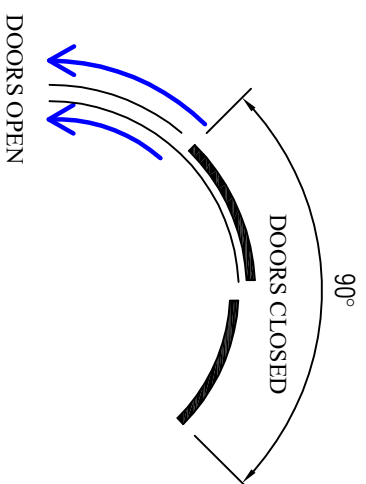
REVISION DETAIL		
DESCRIPTION	DATE	APPROVED



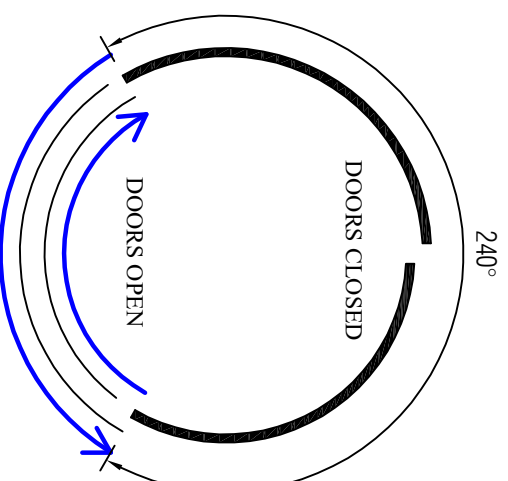
1. Single Track
90° Opening



1. Single Track
150° Opening



3. Dual Track
90° Opening



4. Dual Track
240° Opening

CHARLES MARSHALL PTY. LTD.
 451 BURNLEY ST. RICHMOND, VIC. 3121 PH: 03 9429 9044 FAX: 03 9428 0238
 3rd ANGLE PROJECTION DO NOT SCALE
TITLE: STEEL CURVED TRACK LAYOUTS

TOLERANCE: UNLESS NOTED, M/C & HOLE CENTRES TO .5. ANGLES +/- 0.30 M/C WHERE SHOWN SYMBOLS TO AS1100
 NOTE: THIS DRAWING AND DESIGN IS THE PROPERTY OF CHARLES MARSHALL. AND MUST NOT BE COPIED, LOANED OR OTHERWISE USED WITHOUT THEIR EXPRESS PERMISSION OR LICENCE IN WRITING

MAT: SUPPLIED	DRAWN: B. Hunter	FINISH:	DATE: 9\02\2016	SHT OF
SCALE:	APPROVED:	PART. NO. S100C S500C S1000C		