

# FITZROY®

BALL BEARING WITHDRAWAL UNITS  
(Linear slides)

## INSTALLATION GUIDELINES

---

### 1. PARALLEL IS PERFECT

---



We can't stress **PARALLEL** enough, even a fraction out of **TRUE ALIGNMENT** and **FITZROY** will bind, jam and wear.

**SO, FOR PERFECT PERFORMANCE  
KEEP SLIDES PARALLEL AND ON THE SAME PLANE**

---

### 2. AVOID BASE DISTORTION



Make sure base support material is strong enough to carry the expected moving load.

If base flexes **FITZROY** will bind, jam and wear.

**SO, FOR PERFECT PERFORMANCE  
GO FOR SUPPORT STRENGTH**

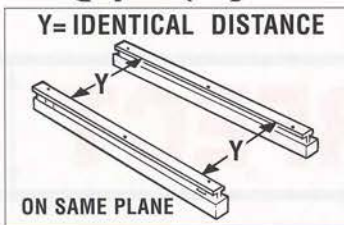


# REMEMBER !

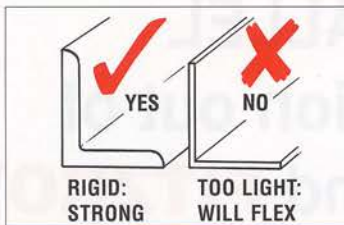


## KEEP SLIDES PARALLEL

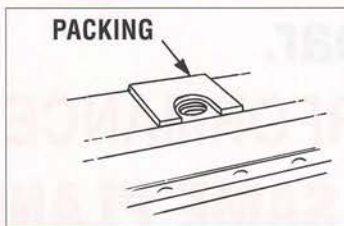
### HERE'S HOW!



**1** Slides installed in pairs (2-units) or triples (3-units) must be perfectly parallel with each other and on the same plane. Always use the pairs or triples as packed by the manufacturer, Charles Marshall Pty Ltd



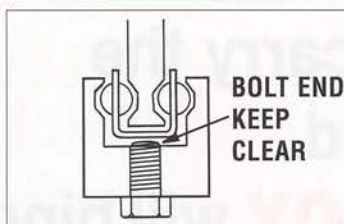
**2** Slide mountings should always be made from structural material strong enough to support the expected moving load.



**3** If slide mounting surfaces are uneven, warped or twisted, insert suitable packing pieces between slides and supports.



**4** Fixing holes in mounting material should be slotted and / or drilled oversize to assist with parallel adjustment.



**5** Ensure the slide fixing bolts are not too long, as they may come in contact with the internal moving ball cage, obstruct slide movement and damage the slide.

### DO NOT:

- 6**
- Do not weld slides (as excessive heat will cause distortion)
  - Do not grind slides
  - Do not drill slides
  - Do not alter or rework slides

**7** All slide alterations must be referred to the manufacturer, Charles Marshall Pty Ltd